



UIG Resolution

Weekly Progress Update 15 Dec 2017


Executive Summary



Key Messages

- UIG update meetings have been moved to a twice weekly basis on Monday and Thursday each week until late January 2018.
- DESC meeting on 11th December 2017 was cancelled, however, the algorithm performance evaluation results were published on the joint office website. This included the expanded sample dataset. The meeting has been re-arranged for 19th December where the analysis will be discussed.
- Xoserve continue to help the industry with RGMA flows.
- Any feedback regarding the slide deck can be submitted to xoserve.customeropscomms@xoserve.com

DM Read Rejections	All pot 1 DM read rejections have now been resolved with consumption adjustments being input where asset queries still exist. Consumption adjustments are being input for 18 meter points at present for pot 1. Within pot 2, there are currently 22 queries open, 15 of which are contributing to UIG and 7 are having consumption adjustments input.
Erroneous AQs	Enduring fix for erroneous AQ's was completed successfully on 8 th December 2017. Monthly Rolling AQ process has been successfully executed for December.
CSEP / LDZ Mapping	iGT's continue to cleanse their own data. Based on the information we have received from GT's to date, we do not believe that there are large volumes of CSEPS that have been identified within the incorrect LDZ.
Analyse cause of volatility	There is an expectation that early visibility of two urgent UNC modifications will be issued by Joint Office week commencing 18 th December 2017.



DM Reads

Erroneous AQs

CSEP/LDZ

Causes

DM read rejection update

Pot 1 Key messages

Outstanding last week = **26**

Closed this week = **6**

0 meter points still impacting UIG
(estimated consumption not accurate)

Row Labels	DMSP	N/A	SHIPPER	MAM	XOS	Grand Total
Assigned	0	0	0	0	0	0
Closed	0	150	0	0	0	158
Fix in Progress	8	0	7	1	1	18
New	0	0	0	0	0	0
Monitor	0	0	0	0	0	0
Failed	0	0	0	0	2	2
Total	8	150	7	1	3	178
Total number of meter point queries open						20

Pot 2 Key messages

Outstanding last week = **35**

New Rejections identified = **3**

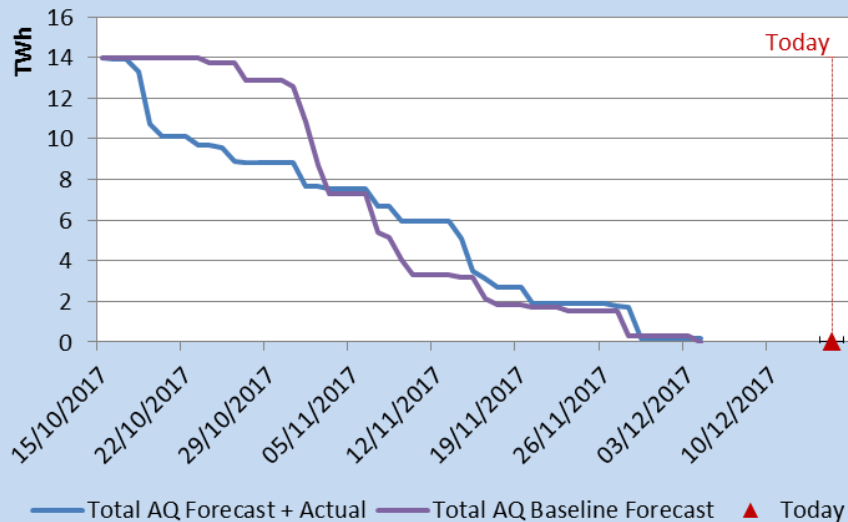
Closed this week = **6**

10 meter points still impacting UIG
(estimated consumption not accurate)

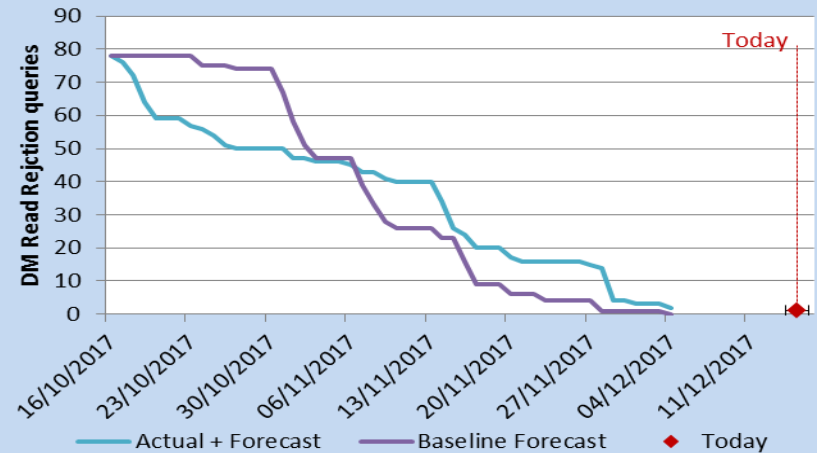
Row Labels	DMSP	N/A	SHIPPER	MAM	XOS	Grand Total
Assigned	4	0	3	1	2	10
Closed	0	101	0	0	0	101
Fix in Progress	6	0	2	2	4	14
Fixed	0	0	0	0	1	1
New	1	0	1	0	2	4
Monitor	0	0	0	0	0	0
Total	11	101	6	3	8	130
Total number of meter point queries open						29

DM read rejection burndown graphs

AQ Actual Burndown



Pot 1 Read Rejection Burndown



Latest UIG volatility

