



UIG Resolution

Weekly Progress Update 1 Dec 2017


Executive Summary



Key Messages

- Continued to support the ongoing calls to discuss the DM read rejections updates and provide updates on outstanding actions
- Attended PAC on 29th November 2017
- Xoserve continue to help the industry with RGMA flows.
- Any feedback regarding the slide deck can be submitted to xoserve.customeropscomms@xoserve.com

DM Read Rejections	We have only closed 3 more DM read rejection query over the last week, however there are now only 4 meter points that are contributing to the UIG error. These are meter points where the correct asset is not in place. For all other queries, they have been resolved or accurate consumption adjustments are being inserted to improve the accuracy of the DM reads. A final clear down of phase 1 sites is being planned for week commencing 4 th December.
Erroneous AQs	Development for the enduring fix is still on schedule for delivery on 8 th December 2017. The AQ's of 1 that were data fixed have become effective from 1 st December.
CSEP / LDZ Mapping	A further iGT/GT meeting is planned to discuss this issue further and report back the volumes of mapping issues that need to be corrected.
Analyse cause of volatility	Xoserve have continued to use the additional data sets provided by Industry participants in order to enhance the sample size used in analysing the profile modelling.



DM read rejection update

Pot 1 Key messages

Outstanding last week = 31

Closed this week = 3

4 meter points still impacting UIG
(estimated consumption not accurate)

Status	DMSP	N/A	SHIPPER	MAM	XOS	Grand Total
Assigned	0	0	0	0	0	0
Closed	0	148	0	0	0	148
Fix in Progress	5	0	15	2	1	23
Fixed	0	0	0	0	0	0
Monitor	1	0	3	0	1	5
Failed	0	0	0	0	2	2
Grand Total	6	148	18	2	4	178
Total number of meter point queries open						28

Pot 2 Key messages

Outstanding last week = 32

New Rejections identified = 20

Closed this week = 6

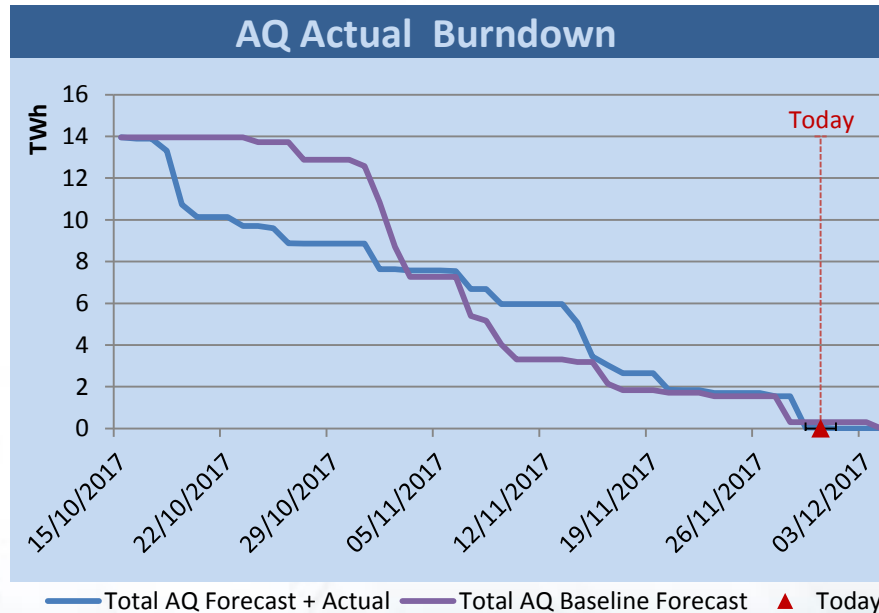
39 meter points still impacting UIG
(estimated consumption not accurate)

Row Labels	DMSP	N/A	SHIPPER	MAM	XOS	Grand Total
Assigned	3	0	3	6	1	13
Closed	0	74	0	0	0	74
Fix in Progress	5	0	1	2	2	10
New	0	0	0	0	23	23
Monitor	0	0	0	0	0	0
Total	8	74	4	8	26	120
Total number of meter point queries open						46

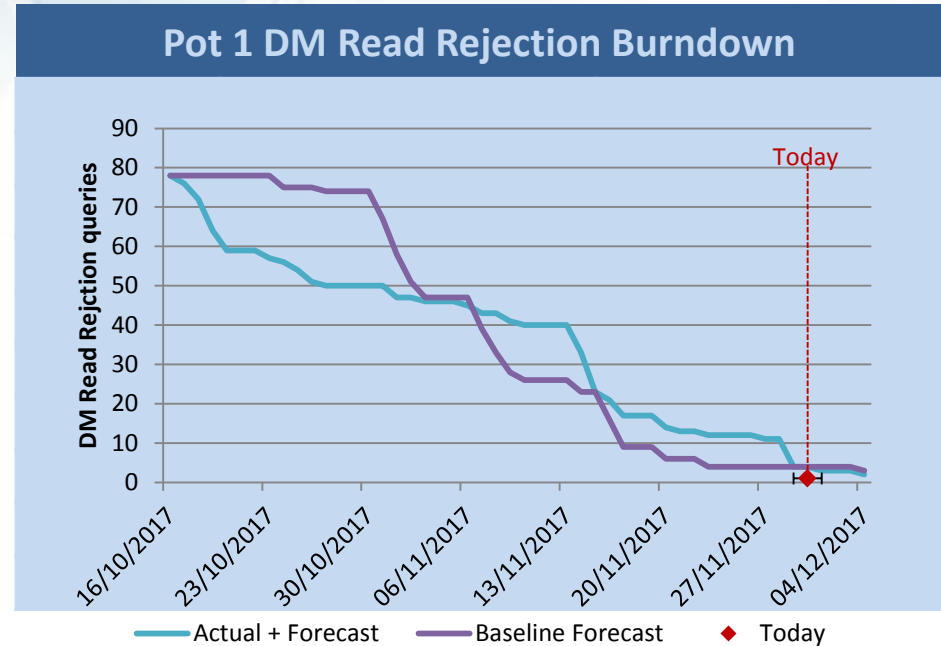
DM read rejection burndown graphs

There are 28 Pot 1 queries open, of which only 4 are contributing to UIG. 5 of the Pot 1 queries are now in a monitoring status with asset details attached and consumptions either flowing or accurate consumption adjustments being inputted.

AQ Actual Burndown

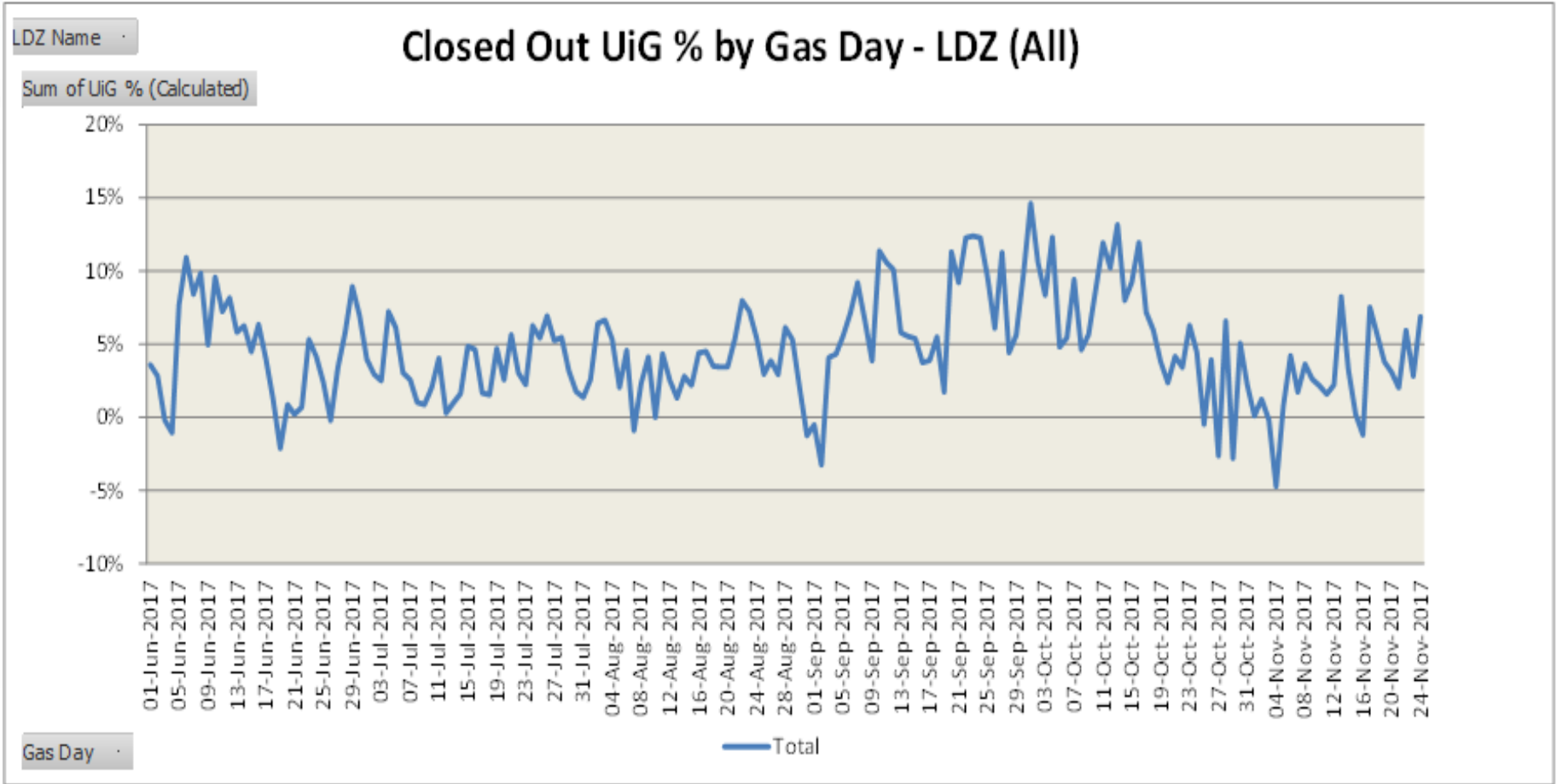


Pot 1 DM Read Rejection Burndown



Total AQ of those meter points with rejections being received from pot 1 and 2 equates to 36tWh. To date, we have closed queries amounting to 35.7 tWh. Closure of 99% of the aggregated AQ.

Latest UIG volatility



Update on Meter Point Reconciliation

- Meter point reconciliation triggers an equal and opposite rec of UIG – issued via Amendment Invoice
- First three months of rec energy was reported at October awareness day
- Current position after 5 amendment invoices is as follows:

Billing Month	kWh	UIG Rec £ (i.e. GRE)
June	77m	900k
July	-148m	-1.8m
August	-162m	-2.3m
September	-246m	-3.7m
October	-530m	-8.0m

Represents net refund of c. 15% of total UIG for the same period

- Detailed breakdown of the reconciliations on the Amendment Invoice to date has been published on Xoserve.com UIG page:
 - <http://www.xoserve.com/index.php/unidentified-gas-uig/>
 - Under UIG Information sub-heading