



UIG Resolution

Weekly Progress Update 24 Nov 2017

Executive Summary


UIG PROJECT EXECUTIVE SUMMARY



Key Messages

- Solutions Industry UIG event held on Wednesday 22nd November
- Impact Assessment on the three defined options was presented to the Industry
- Continuing to struggle in closing down the remaining pot 1 DM read rejection queries
- Xoserve continue to help the industry with RGMA flows.
- Any feedback regarding the slide deck can be submitted to xoserve.customeropscomms@xoserve.com

DM Read Rejections	We have only closed 1 more DM read rejection query over the last week, however there are only 14 meter points (9 sites) that are contributing to the UIG error. These are meter points where the correct asset is not in place. For all other queries, they have been resolved or accurate consumption adjustments are being inserted to improve the accuracy of the DM reads.
Erroneous AQs	The data fix for erroneous AQs has been applied on Friday 17 th November and the NRL and NNL file flows have completed. Development for the enduring fix is on schedule for delivery on 8 th December 2017.
CSEP / LDZ Mapping	Following the GT/iGT meeting, further validation is required from the GT to ensure that the correct mapping rules have been applied., this has been chased. iGT's are continuing to cleanse their data in the meanwhile.
Analyse cause of volatility	Industry Solution workshop held on 22 nd November to discuss the Xoserve high level impact assessment that has been undertaken. The six delivery options were discussed in detail along with conducting a SWOT analysis on each of them. The meeting was concluded with Industry participants considering what modifications to raise.



DM read rejection update

Phase 1 Key messages

Outstanding last week = 31
Closed this week = 1

14 meter points still impacting UIG
(estimated consumption not accurate)

Status	DMSP	N/A	SHIPPER	MAM	XOS	Grand Total
Assigned	1	0	0	0	0	1
Closed	0	145	0	0	0	145
Fix in Progress	6	0	13	6	2	25
Fixed	0	0	0	0	1	1
Monitor	1	0	3	0	1	5
Failed	0	0	0	0	1	1
Grand Total	8	145	16	6	5	178
Total number of meter point queries open						31

Phase 2 Key messages

Outstanding last week = 32
New Rejections identified = 8
Closed this week = 8

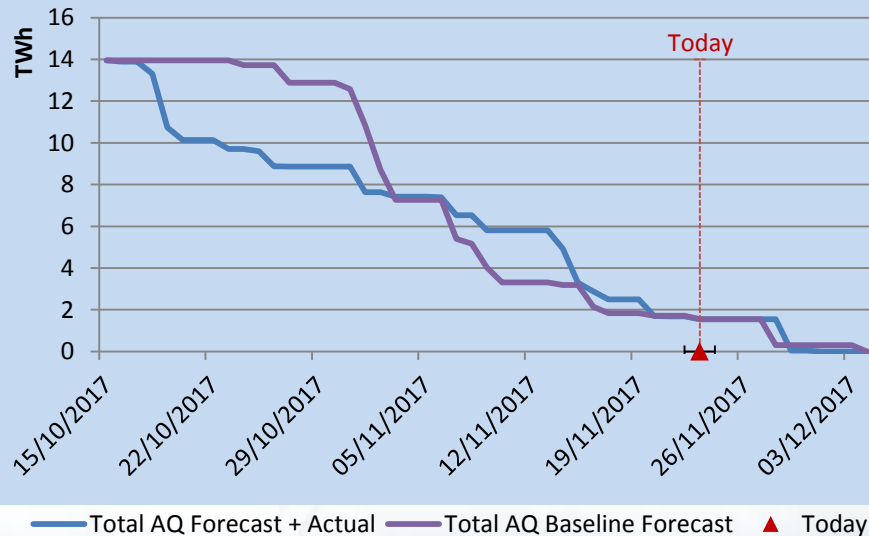
30 meter points still impacting UIG
(estimated consumption not accurate)

Row Labels	DMSP	N/A	SHIPPER	MAM	XOS	Grand Total
Assigned	4	0	2	6	1	13
Closed	0	68	0	0	0	68
Fix in Progress	7	0	1	1	0	9
New	0	0	0	0	8	8
Monitor	2	0	0	0	0	2
Total	13	68	3	7	9	100
Total number of meter point queries open						32

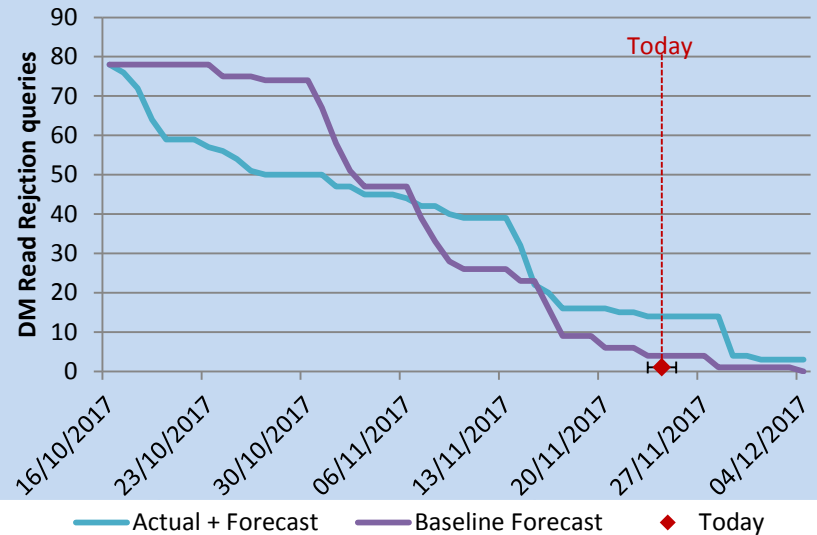
DM read rejection burndown graphs

There are 31 Phase 1 queries open, of which 20 are contributing to UIG. 5 of the Phase 1 queries are now in a monitoring status with asset details attached and consumptions either flowing or accurate consumption adjustments being inputted. We are behind the planned schedule and at risk of completing this activity by 4th December 2017.

AQ Actual Burndown



Pot 1 DM Read Rejection Burndown



Total AQ of those meter points with rejections being received from phase 1 and 2 equates to 36tWh. To date, we have closed queries amounting to 34.5 tWh. Closure of 95% of the aggregated AQ.

Latest UIG volatility

