



## **UIG Resolution**

Weekly Progress Update 17 Nov 2017

# Executive Summary


## UIG Resolution



### Key Messages

- Industry UIG event held on Monday 13<sup>th</sup> November
- Impact Assessment on the three defined options has commenced with Suppliers
- Analysis and impact to UIG of DM read rejections has been undertaken to provide focus on sites which we believe are contributing to UIG calculations.
- Xoserve continue to help the industry with RGMA flows.
- Any feedback regarding the slide deck can be submitted to [xoserve.customeropscomms@xoserve.com](mailto:xoserve.customeropscomms@xoserve.com)

DM Read Rejections	A further 10 phase 1 DM read rejections have been closed this week. Out of the total 31 outstanding, only 21 are seen as directly impacting UIG as the other queries are either being monitored or are having consumption adjustments inserted to improve the estimation process. Working with Industry participants to ensure closure plans are maintained.
Erroneous AQs	Data fix work for the erroneous AQ's is on schedule and the work associated with the enduring code fix has been started. Plans of how to deal with any new occurrences that were generated in November following the rolling monthly AQ process are underway.
CSEP / LDZ Mapping	Xoserve will understand the potential volumes and impacts at the iGT/GT meeting to be held on Friday 17 <sup>th</sup> November, for CSEP/LDZ mapping issues.
Analyse cause of volatility	Industry meeting held on Monday 13 <sup>th</sup> November, where 3 options were agreed to move into Xoserve Impact Assessment to be reported by 22 <sup>nd</sup> November. The additional data received from Shippers is now being fed into the analysis of the algorithm



# DM read rejection update

## Phase 1 Key messages

Outstanding last week = 41  
Closed this week = 10

21 meter points still impacting  
UIG (estimated consumption  
not accurate)

Status	DMSP	N/A	SHIPPER	MAM	XOS	Grand Total
Assigned	1	0	0	0	0	1
Closed	0	142	0	0	0	142
Fix in Progress	5	0	15	6	2	28
Monitor	1	0	3	0	1	5
Failed	0	0	0	0	2	2
Grand Total	7	142	18	6	5	178
Total number of meter point queries open						31

## Phase 2 Key messages

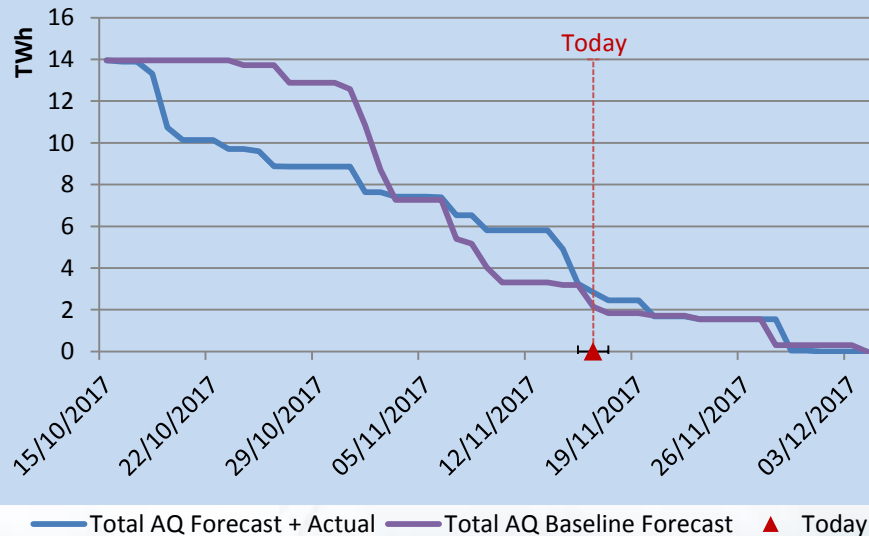
Outstanding last week = 32  
New Rejections identified = 11  
Closed this week = 11

Row Labels	DMSP	N/A	SHIPPER	MAM	XOS	Grand Total
Assigned	3	0	4	5	1	13
Closed	0	58	0	0	0	58
Fix in Progress	7	0	2	1	1	11
New	0	0	0	0	8	8
Monitor	2	0	0	0	0	2
Total	14	49	9	6	3	92
Total number of meter point queries open						32

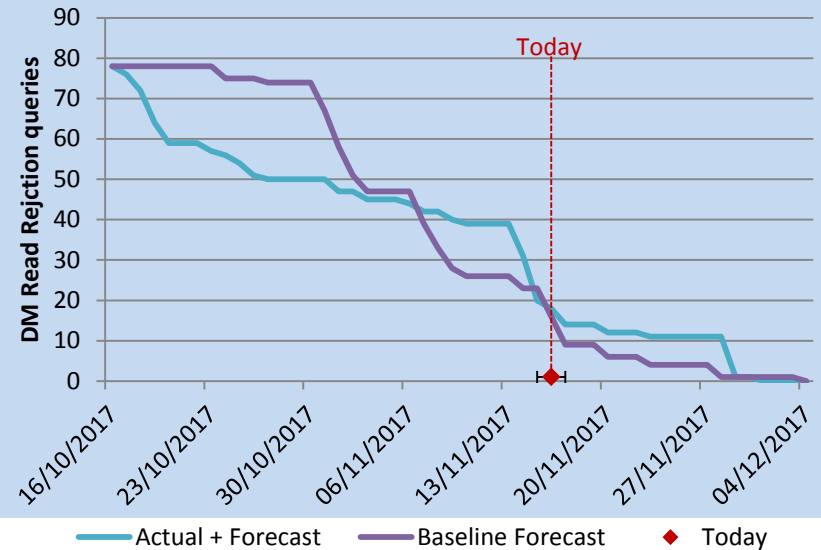
# DM read rejection burndown graphs

21 Phase 1 queries that contribute to UIG are outstanding compared to the forecast 23. We are now separately reporting on those meter points which are rejecting and not producing accurate estimations, i.e. contributing to the UIG position. Other queries are having consumption adjustments made or are being monitored.

## AQ Actual Burndown



## Pot 1 DM Read Rejection Burndown



Total AQ of those meter points with rejections being received from phase 1 and 2 equates to 36tWh. To date, we have closed queries amounting to 33 tWh. Closure of 92% of the aggregated AQ.

# Latest UIG volatility

