



## **UIG Resolution**

Weekly Progress Update 13 July 2018

# DM read rejection update

## Pot 1 Key messages

Outstanding last week = **1**

Closed this week = **0**

**0** meter points still impacting UIG  
(estimated consumption not accurate)

Row Labels	DMSP	N/A	SHIPPER	MAM	XOS	Grand Total
Assigned	0	0	0	0	0	0
Closed	0	176	0	0	0	176
Fix in Progress	0	0	1	0	0	1
New	0	0	0	0	0	0
Monitor	0	0	0	0	0	0
Failed	0	0	0	0	0	0
<b>Total</b>	<b>0</b>	<b>176</b>	<b>1</b>	<b>0</b>	<b>0</b>	<b>177</b>
Total number of meter point queries open						1

## Pot 2 Key messages

Outstanding last week = **29**

New Rejections identified = **1**

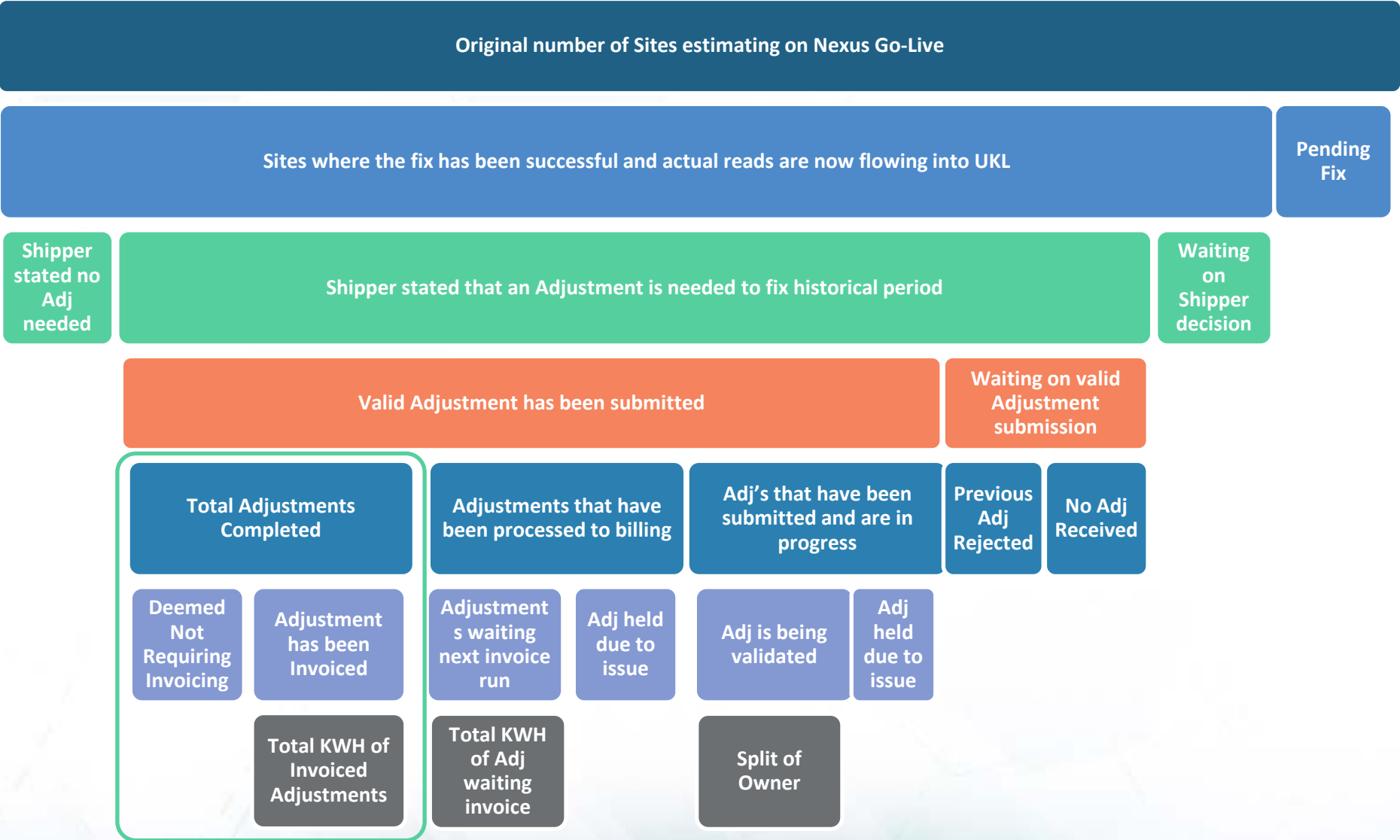
Closed this week = **3**

**11** meter points still impacting UIG  
(estimated consumption not confirmed as accurate)

Row Labels	DMSP	N/A	SHIPPER	MAM	XOS	Grand Total
Assigned	14	0	1	6	0	21
Closed	0	201	0	0	0	201
Fix in Progress	3	0	0	0	2	5
Fixed	0	0	0	0	0	0
New	1	0	0	0	0	1
Monitor	0	0	0	0	0	0
<b>Total</b>	<b>18</b>	<b>201</b>	<b>1</b>	<b>6</b>	<b>2</b>	<b>227</b>
Total number of meter point queries open						25

Accurate as of 13.07.2018

# DM Financial Adjustments Guide



# DM Financial Adjustments Progress

**POT 1: 177 (0)**

Root Cause Fixed:  
176 (0)

Fix  
Pending:  
1 (0)

No CA  
Required/  
Closed:  
105 (-1)

CA Needed:  
71 (+1)

CA  
Decision  
Pending:  
0 (0)

New/Valid Contact Submitted:  
61 (-1)

Notification of Adj  
Needed:  
10 (+2)

Invoiced:  
38 (0)

Awaiting Billing:  
6 (+2)

Adj in Progress:  
17 (-3)

Invalid  
Adj  
Sent:  
3 (+2)

No Adj  
Sent:  
7 (0)

Not  
Required:  
5 (0)

Complete:  
33 (0)

To Be Billed:  
3 (+2)

Issue  
With  
Billing:  
3 (0)

Adj Under  
Validation  
17 (-3)

Issue  
With  
Adj:  
0 (0)

Kwh:  
-12,402,752  
(0)

Kwh:  
-726,308  
(0)

DMSP: 5 (0)  
XOS: 5 (-3)  
SHIP: 7 (0)

Accurate as of 11.07.2018

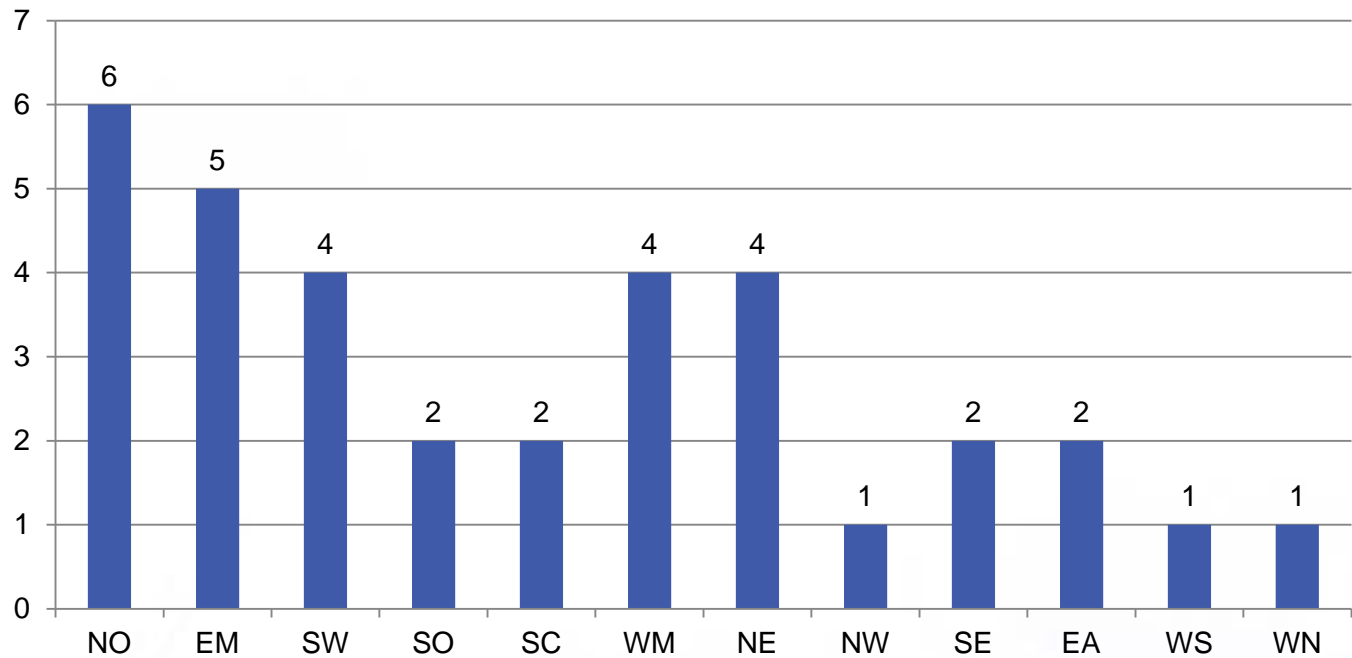
Exposure: Retrospective CA not yet invoiced = **34 (+1)**  
[Fix Pending] + [CA Decision Pending] + [CA Needed] – [Invoiced]



# Exposure MPRNs – LDZ Breakdown

Exposure: Retrospective CA not yet invoiced = **34 (+1)**  
*[Fix Pending] + [CA Decision Pending] + [CA Needed] – [Invoiced]*

MPRNs by LDZ



Accurate as of 12.07.2018



# Exposure MPRNs - AQ & Class

Exposure: Retrospective CA not yet invoiced = **67** (0)  
 $[Root\ Cause\ Pending] + [CA\ Decision\ Pending] + [CA\ Needed] - [Invoiced]$

HISTORIC		
CLASS	AQ ROLL (Kwh)	MPRN
1	14,534,819,022	67
2	0	0
3	0	0
4	0	0
	<b>14,534,819,022</b>	<b>67</b>

Details of outstanding MPRNs when the issue was originally reported to investigate and attempt resolution

CURRENT		
CLASS	AQ ROLL (Kwh)	MPRN
1	9,790,576,406	40
2	333,423,941	21
3	0	0
4	177,418,161	6
	<b>10,301,418,508</b>	<b>67</b>

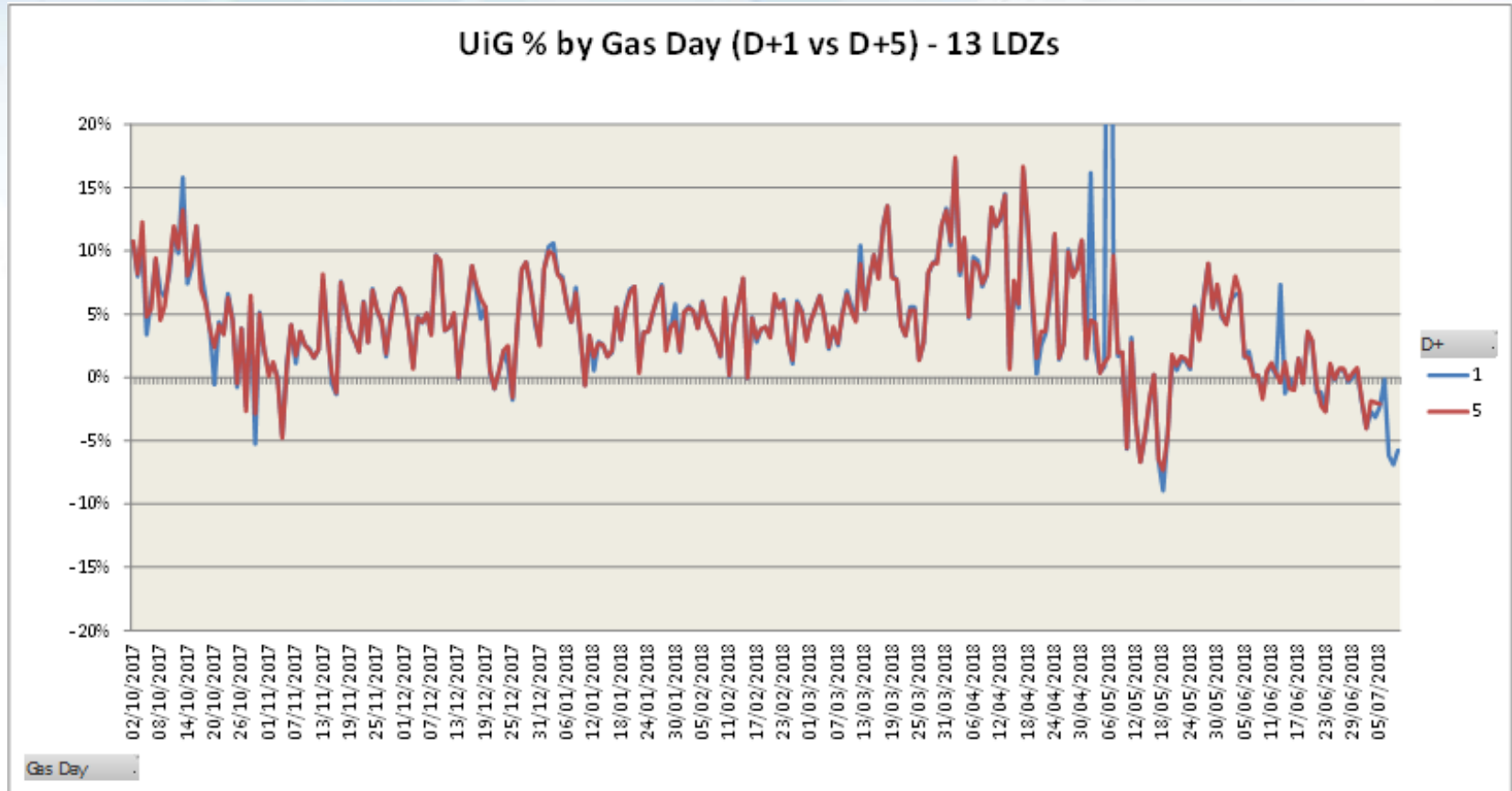
Details of exposure MPRNs as of today

*Site AQs provided at the request of industry parties.*

*Please note that site AQ is not an indicator of the amount of any likely consumption adjustment: this is dependent on the duration of the issue and the magnitude of the difference (if any) between original estimates and actual usage, and to what extent the business-as-usual processes have not corrected the billed position.*

Accurate as of 25.04.2018

# Latest UIG Volatility



## Key Comments:

- Gas Day 2nd May 2018 - The majority of DM Measurements for this gas day were not present in the Gemini system, in time for the first run of Allocation. This resulted in erroneously high Unidentified Gas values across all LDZs. This issue was investigated and resolved in time for the second run of Allocation.
- Gas Day 6th May 2018 – NDM Allocation failed to calculate for this gas day on the first run of Allocation, affecting all LDZs. This resulted in erroneously high Unidentified Gas values (c70%) across all LDZs. This issue was investigated and resolved in time for the second run of Allocation.

Accurate as of 09.07.2018