



## **UIG Resolution**

Weekly Progress Update 3 Nov 2017

# Executive Summary


## UIG Resolution



### Key Messages

- Daily calls being held with 631R review group giving updates on outstanding actions and progress on resolution of known issues
- Weekly bilateral calls take place to maintain momentum in resolving the root causes of DM Read rejections.
- Xoserve continue to help the industry with RGMA flows.
- Any feedback regarding the slide deck can be submitted to [xoserve.customeropscomms@xoserve.com](mailto:xoserve.customeropscomms@xoserve.com)

DM Read Rejections	We have continued to make good progress in resolving the DM Read Rejections. There are 47 from Phase 1 and 33 from Phase 2 outstanding, despite a further 12 new rejections being identified. We are working closely with the impacted Shippers in order to actions the outstanding activities. Planned closure remains at 4 <sup>th</sup> December 2017.
Erroneous AQs	A detailed delivery plan has now been established for correcting the erroneous AQs that have been calculated to date and put in a residual fix for future monthly rolling AQ calculations. The total AQ that will be corrected when the values are reversed, amounts to 2.6 tWh.
CSEP / LDZ Mapping	The work associated with correcting the LDZ mapping for the 117 connections is ongoing. Discussions are taking place with Networks to understand the pot of potential borderline mapping issues that have been identified. The impact or validity of this is currently unknown.
Analyse cause of volatility	We have received 2 sets of data from Shippers and we are now in the process of formulating a plan of how we use this data in order to increase the data sample and provide an updated model.



# DM read rejection update

## Phase 1 Key messages

Outstanding last week = 53  
Closed this week = 6

Status	DMSP	N/A	SHIPPER	XOS	Grand Total
Assigned	0	0	0	1	1
Closed	0	131	0	0	131
Fix in Progress	3	0	37	6	46
Grand Total	3	131	37	7	178
Total number of queries open					47

## Phase 2 Key messages

Outstanding last week = 29  
New Rejections identified = 12  
Closed this week = 8

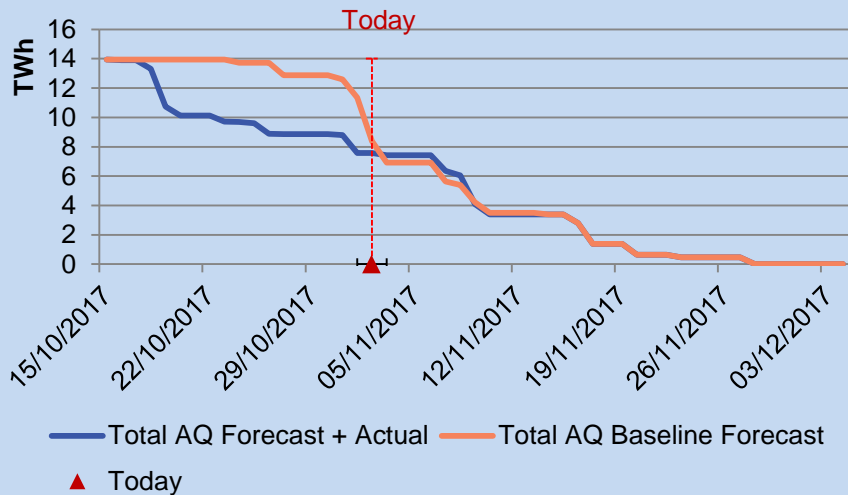
Row Labels	DMSP	N/A	SHIPPER	XOS	Grand Total
Assigned	5	0	11	1	17
Closed	0	43	0	0	43
Fix in Progress	2	0	5	0	7
Fixed	0	0	0	1	1
New	0	0	0	8	8
Total	7	43	16	10	76
Total number of queries open					33

# DM read rejection burndown graphs

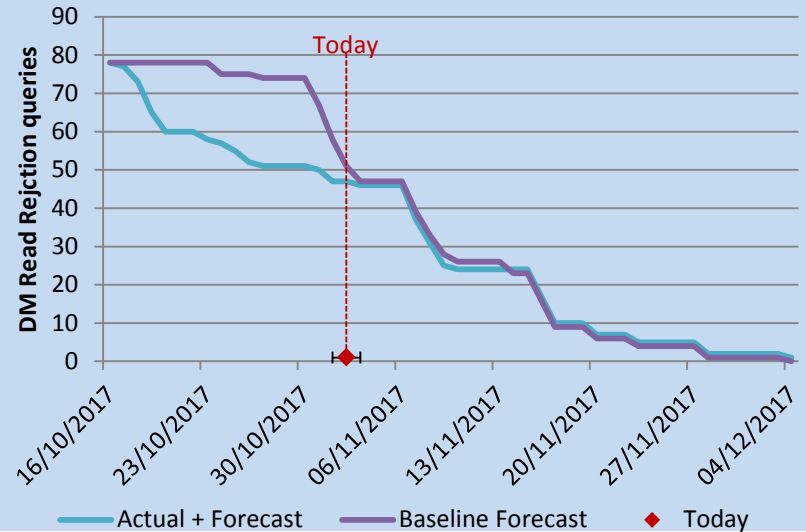
47 Phase 1 queries outstanding compared to the forecast 51. Forecast and actual figures are closer due to the earlier closure of a number of queries, which were forecast into the future.

Forecast completion date remains at 4<sup>th</sup> December.

## AQ Actual Burndown



## Phase 1 DM Read Rejection Burndown



Total AQ of those meter points with rejections being received from phase 1 and 2 equates to 35tWh. To date, we have closed queries amounting to 26 tWh. Closure of 75% of the aggregated AQ.

# Latest UIG volatility – as @ 28<sup>th</sup> October

